

Turkey Handprint Craft



1. Give each student a copy of the Happy Thanksgiving Poem.
2. Paint their hand print with red, yellow, or orange finger paint and press down on the right side of the paper. As it dries, have them cut out (and color if applicable) the different parts of the turkey body.
Note: two options are given - one where all of the turkey parts need to be cut out and another where the turkey is grouped together, to make it easier for kids who are less comfortable cutting.
3. Once their handprint has dried, have them glue the body parts on top of the handprint (their fingers should look like feathers). Have them write their names (or have a teacher do it) at the end of the poem.

声明：本资源仅供Ki妈亲子微信群内部分享！

在Ki妈亲子启蒙社，获取更多家庭亲子学习资源

Ki妈亲子启蒙社，是由AMI国际蒙特梭利协会6-12主教Ki妈独立创办的家庭教育平台。主要是以蒙氏教育理念为底色，以微信公众号以及微信群作为纽带，联结国内期待给孩子真正高质量陪伴的家长，定期分享原创在线课程资源，以及纸质教具资源，为父母提供家庭教育的支撑。

【公众号】

[Ki妈亲子启蒙社]公众号，自从2017年分享以来，已经有400多篇原创育儿文章，涉及到2-8岁儿童的养育和亲子陪伴，其中最受欢迎的是高品质的家庭陪伴方案和配套的素材。



扫我，关注公众号

【小程序】

2019年，研发了[Ki妈蒙氏]小程序，一共有4大类：基础学科、通识教育、大艺术和智慧父母四大类，共50个课程主题分享，大家不仅可以学习课程内容，（很多课程秉承蒙氏的理念），也可以自己晒晒自己的陪娃记录，跟大家交流。



扫我，关注小程序

【原创电子资源分享】

公众号将不定期分享原创高品质电子资源，涵盖数学、语文、英语、艺术等等。



【原创产品】

目前已经生产的原创产品有《图形运动》、自然拼读等教具用品，更多产品还在持续研发中。



【微信群】

目前我们已经有11个大微信群，共5000人左右，任何亲子教育上的问题，都能够在群里互相讨论。



扫我，加入Ki妈群


@Ki妈亲子启蒙社

HAPPY THANKSGIVING!


This isn't just a turkey,
As anyone can see.
I made it with my hand,
Which is part of me.
I made this with
lots of love
Especially to say,
I hope you have a
wonderful
Thanksgiving Day!

Love,


head




beak



body




wattle



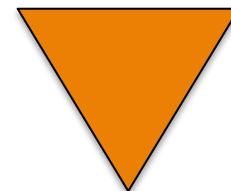
feet




head




beak



body







wattle




feet

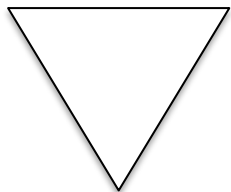




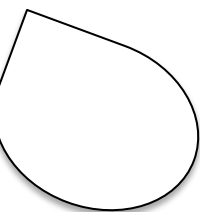

head



beak



body




wattle

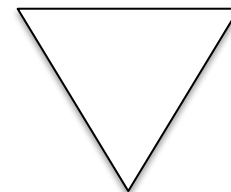


feet

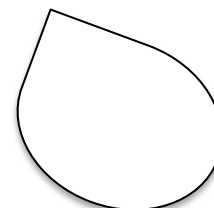

head



beak



body



wattle



feet

